



Careers in Design



Designers create everything from clothes to homes. Try your skills at being a designer by completing the activities in this booklet. Cut on the dotted lines when you are done to create your own design portfolio. Learn more about design careers at the Virginia Career VIEW website: in the [Arts, AV Technology & Communications Career Cluster](#).

Legos, Barbies, Slinky, Play Doh, and even crayons were developed by Toy Designers. A goal of a toy designer is to create an original, fun, and safe toy. Try out your creativity below and create a toy. Use the guidelines to plan your design. Check out the next page to learn more about the history of toys and famous toy designers.

SOLS met by completing this activity booklet include: Grade Three: English; 3.1, 3.3, 3.4, 3.6, 3.7, Science 3.3, Economics 3.7, 3.8, 3.9

Grade Four: English 4.5, 4.6, 4.7, 4.8 Grade Five: English 5.4, 5.5, 5.6, 5.7, 5.8, 5.9, Civics and Economics: CE9

Counseling Standards: Career Development: EC1, EC3, EC4, EC5, EC6, EC7, EC8, EC9, EC10 Computer Technology: C/T3-5.1, C/T3-5.3, C/T3-5.5, C/T3-5.6, C/T3-5.8

Toy Designer:
Toy Name:

for ages:




Designed by:


Description:

Made of:

Suggested Retail Price:

Sold at:






Famous Toys and Designers

MATCH THE TOYS ON THE LEFT TO THE FUN FACTS ON THE RIGHT and discover how simple design ideas for toys made it big!

EXPLORE MORE about making toys and other products in the [Manufacturing Career Cluster](#). Click on Manufacturing on the Cluster Wheel at www.vacareerview.org



This toy was created just for kids in 1903 invented by cousins, Edwin Binney and C. Harold Smith. A pack of 8 sold for 5 cents. Today over 100 different kinds of this toy are made.

Fun Fact: "Play Doh" was originally developed as a wallpaper cleaner and initially was only available in off-white.

This toy was created in 1956 and its designer, Joe McVicker, of Cincinnati, Ohio became a millionaire before age 27 after releasing this non toxic modeling compound.

Fun Fact: "Legos" were named from the Danish words "LEg GOdt," meaning "play well." Legos were first sold in the United States in 1973.

George Lerner of New York City created this toy in 1952 based on an earlier toy called "make a face". The first version was released with a styrofoam base, but suggested using real fruits and vegetables with the face accessories.

Fun Fact: "Mr. Potato Head" was the first toy to be advertised on TV. In 1985 'Mr Potato Head' received 4 written votes in the election for mayor in Boise, Idaho.

Invented in 1964, this idea for this toy originated from college students in 1820 using pie plates to toss around on campus.

Fun Fact: The "Crayola crayon" gets its name by combining the French words for chalk (craie) and oily (oleaginous).

Invented in 1959 by Ruth Handler, this toy and its counterpart were named for Ms. Handler's children, Barbara, and Ken.


Fun Fact: "Barbie" has more than 80 careers including an army medic, paleontologist, rock star, and presidential candidate. For more fun go to : <http://www.barbie.com/>

This toy originated in Denmark from a master carpenter that created wooden toys. The toy took off when the company bought a plastic injection-molding machine, which could mass produce plastic toys. This toy was first named *Automatic Binding Bricks*.

Fun Fact: The name "Frisbee" came from the Frisbie Baking Company (1871-1958) of Bridgeport, Connecticut, who made pies that were sold to many New England colleges in metal round pie plates.


Fashion Designers

Fashion Designers create clothes and accessories. You can become the fashion designer for your school and create a school uniform, sports uniform, sweatshirt, or t-shirt to represent your school. Follow the steps below to create a style of your own!



1. I am designing a:: <input type="checkbox"/> School Uniform <input type="checkbox"/> School Sports Uniform <input type="checkbox"/> School T-shirt or Sweatshirt	3. Materials needed will be: _____ _____ _____
2. Colors in this design will be: _____ _____	4. My design could sell for \$ _____ At at least one of the following: School, store, internet, catalog,

Go to www.vacareerview.org and click on [career search](#) then [fashion designer](#) to find out more.

<p><i>Fashion Design Sketches</i></p> 	<p>Rate It! Get ratings from friends and family on your design. Rate the design from 1-10. 1 is No Way!!! 10 is Way Cool!</p>	<p><i>Find Design</i></p>

Graphic Designers

[Graphic artists and designers](#) create art used in magazines, advertisements, packaging, logos, commercials, books, and more. Many graphic artists and designers use computer software to create designs. Some still use hand drawn sketches.

You can be a graphic designer by creating a cereal box below. Look at the examples, learn about the cereal, and create a design for the box.

Graphic artists and designers must learn about products to create the best design and artwork to represent the product. Pick on type of cereal below to design a box cover. See the examples to the right for ideas. Then create your own.

1. Cereal name: **Bug Bites**- Chocolate sweetened cereal shaped like bugs. Great because each bug shape has green colored sugar inside that pops out when crunched.

2. Cereal name: **Flora Flakes**- A fruity sweetened cereal in the shape of flowers. Each flower bursts with black sugar seeds when crunched.

3. Cereal name: **Power Puffs**- Crunchy cereal shaped like sports balls and equipment. Each puff is packed with mini energy vitamins.



Graphic Design The Design Plan:

Choose a color scheme: colors used in the design



Text: Words to appear on the box describing the cereal

Cereal Name: How do you want the name to look? Color, lettering, font, direction?

Graphics: Pictures used in the design . Ex: bugs, flowers, bowls, spoons, kids, etc.

Sketch out the design using your choices above.

Design and Learn! Put all of your design ideas together on a separate piece of paper and create a cereal box design. Save an empty cereal box to glue your design on the front. To be extra creative complete the sides and back of the box with your own designs. Create more than one design and get class feedback from others about which one is the best. Use cereal boxes at home for ideas. Select a cereal box from the store that you think has the best design. Describe what makes this design most appealing.

Create your own advertisement and practice graphic design at Virginia Career VIEW's [Career Town](#) , [Level 2](#) , [Ads on the Go!](#)
www.vacareerview.org Virginia Career VIEW Virginia Tech 1-800-542-5870

Interior Designers

Interior Designers design the spaces inside of buildings to be safe, functional, and attractive. Some interior designers work with large buildings such as hospitals, office buildings, and schools. Others work with smaller areas such as private homes. Interior Designers may need to work with architects, engineers, and contractors. To learn more about [interior designers](#) go to Virginia Career VIEW's career search.

Click on the [Architecture and Construction Career Cluster](#).

You are in charge of creating a common space in your school. Select from the following options below. The purpose of the common space is for 20 students to be able to study, work on the computer, read, and relax in this area before and after school. Six computers are in the center of the room. You select the following:

1. Furniture:

Chairs (how many) _____

Colors _____

Design: draw below

2. Tables

How many? _____

Design: draw below

3. Lighting:

___ Lamps

___ Overhead Lights

___ Recessed Lighting

___ Other

4. Color scheme of space

5. Decor & More (Check it)

___ Shelves

___ TVs

___ Mirrors

___ Desks

___ Artwork

___ Paint

___ Pictures

6. Flooring draw---->

___ Tile

___ Carpet

___ Hard Wood

___ Other

7. Walls: draw----->

___ Brick

___ Painted

___ Wallpaper

___ Stone

___ Other

Design/ Colors

8. SKETCH it out in the SPACE below!

